

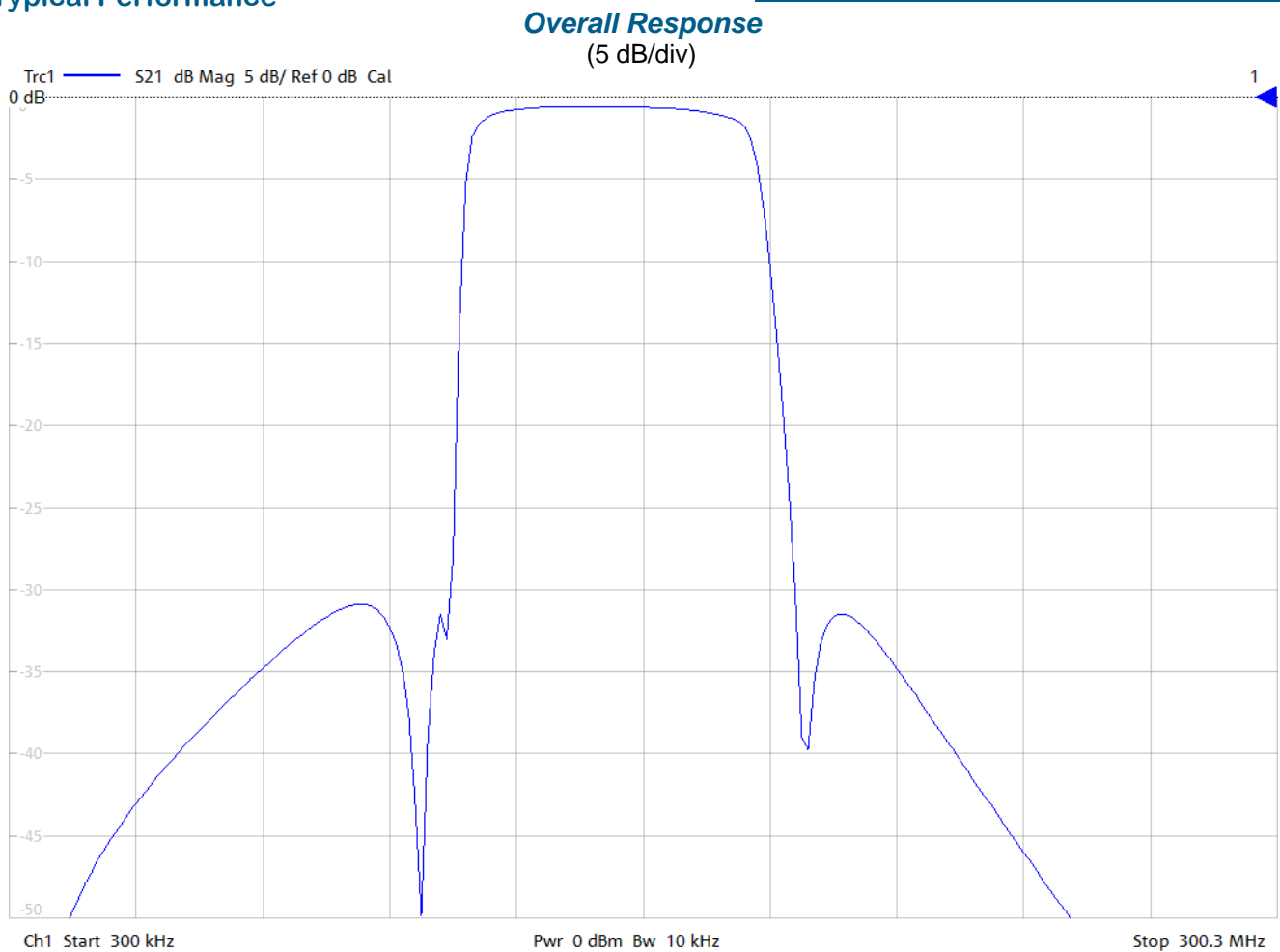
General Description

KR Electronics part number 3310-142.5+ is a 142.5 MHz Bandpass filter. The filter has a minimum 1 dB bandwidth of 45 MHz. Other center frequencies and bandwidths are available. Please consult the factory.

Features

- 142.5 MHz Bandpass Filter
- 1 dB BW 45 MHz min, 60 MHz Typ
- 25 dB BW 85 MHz max, 80 MHz Typ
- Selective Elliptic Response
- 50 Ω Source and Load
- Other frequencies available
- Surface Mount
- Also available with SMA Connectors

Typical Performance

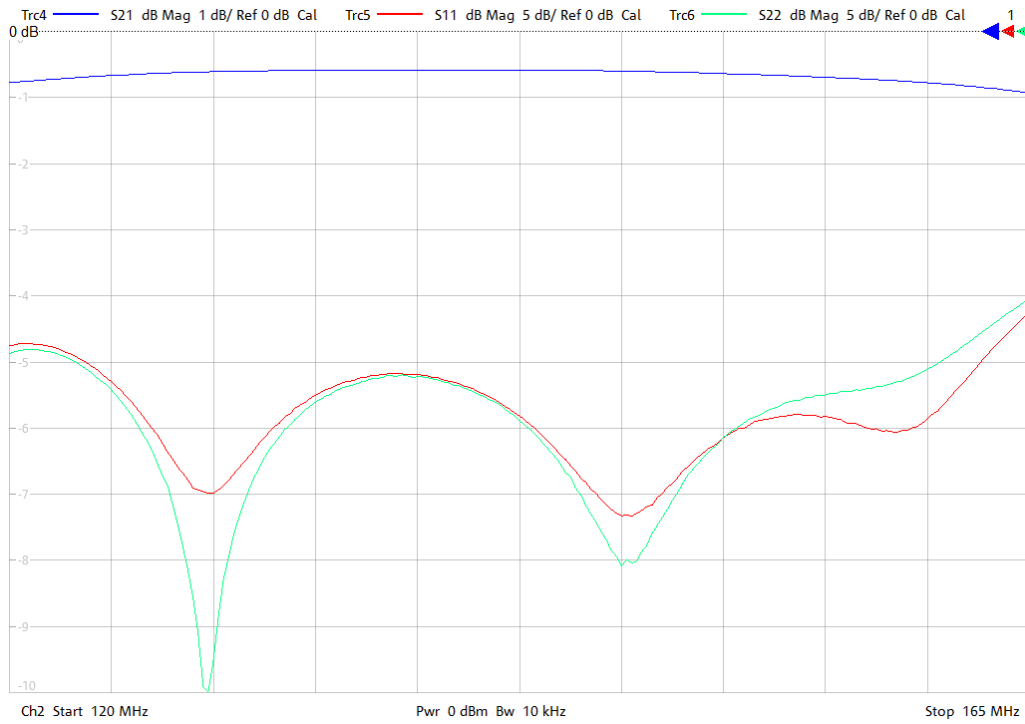


KR Electronics, Inc.
91 Avenel Street
Avenel, NJ 07001

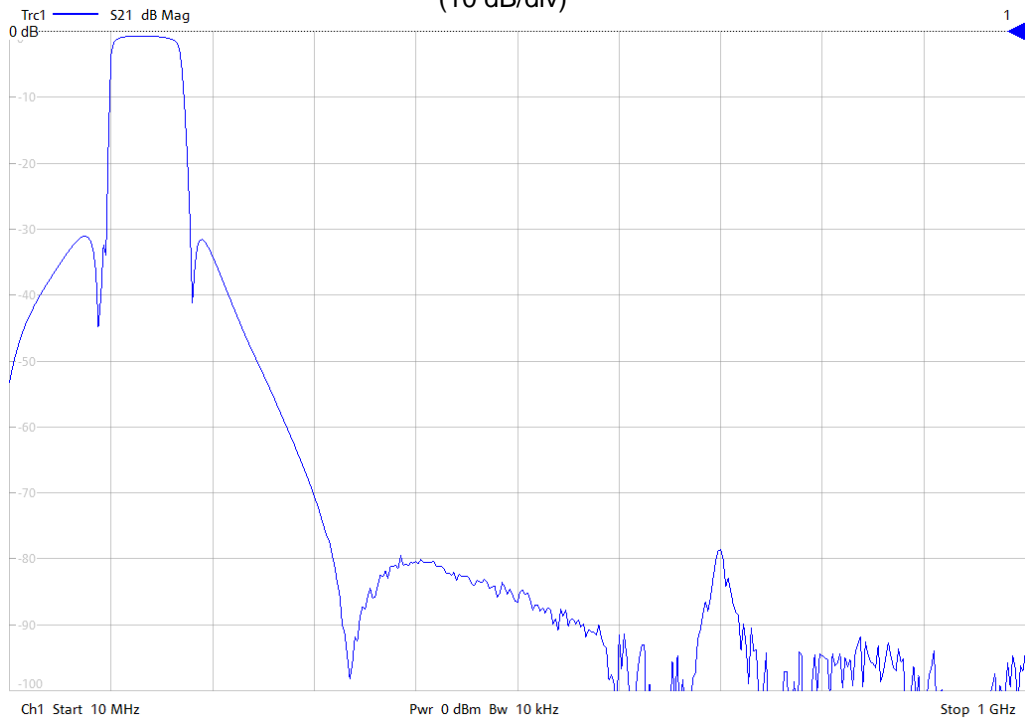
Web www.krfilters.com
Email sales@krfilters.com
Phone (732) 636-1900
Fax (732) 636-1982

KR Electronics 3310-142.5+

Passband Amplitude & Return Loss (1 dB/div & 5 dB/div)



Overall Response (10 dB/div)



KR Electronics, Inc.
91 Avenel Street
Avenel, NJ 07001

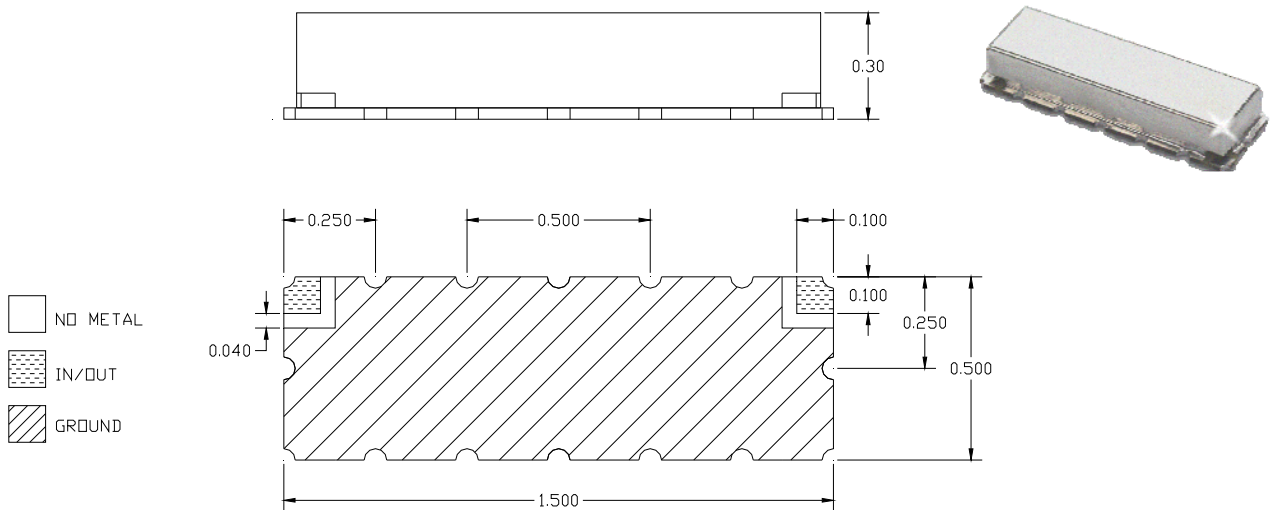
Web www.krfilters.com
Email sales@krfilters.com
Phone (732) 636-1900
Fax (732) 636-1982

KR Electronics 3310-142.5+

Specifications

Parameter	Specification	Notes
Filter type	Bandpass	
Center Frequency	142.5 MHz	
Insertion Loss at Fc	2 dBa max	0.6 dBa typical
1 dBc Bandwidth	45 MHz min	61 MHz typical
3 dBc Bandwidth	67 MHz typical	
25 dBc Bandwidth	85 MHz max	80 MHz typical
30 dBc Bandwidth	82 MHz typical	
Source and Load	50 Ω	

Physical Dimensions



Notes:

1. Surface mount package
2. Dimensions in inches
3. Max reflow temperature 230° C for 10 sec
4. If boards are cleaned after installation units must be completely dried