

KR Electronics, Inc.

General Description

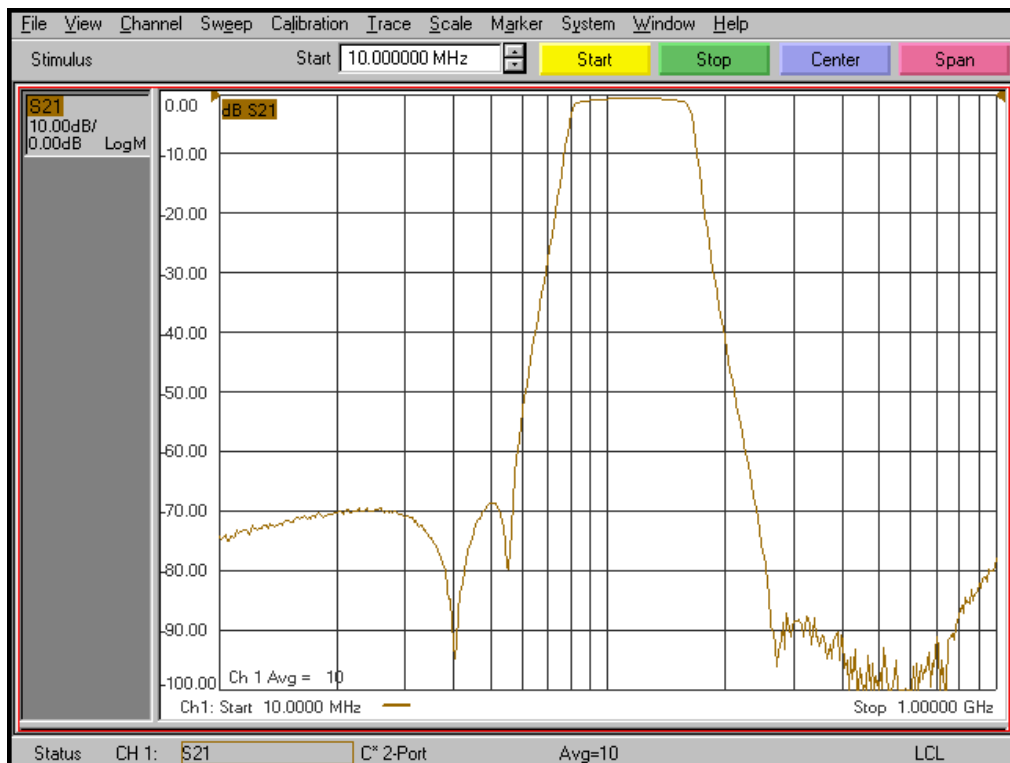
KR Electronics part number 3185 is a 120 MHz bandpass filter. The filter has a minimum 3 dB bandwidth of 75 MHz. Other frequencies are available. Please consult the factory.

Features

- 120 MHz Bandpass Filter
- 75 MHz min 5 dB Bandwidth
- Highly Selective Elliptic Filter
- 50 Ω Source and Load
- Surface Mount
- SMA Connectors Available

Typical Performance

Overall Response (10 dB/div)

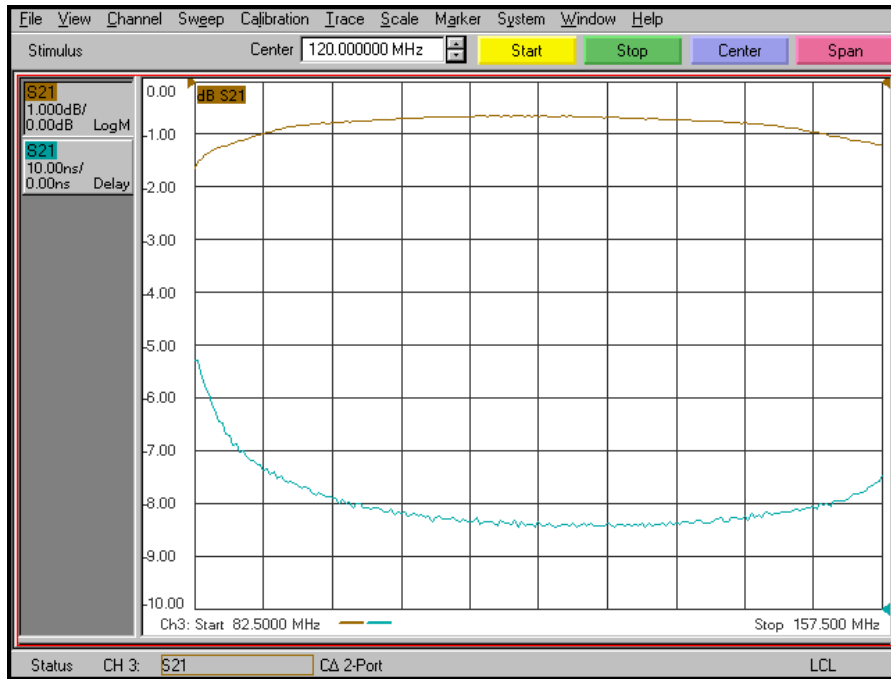


KR Electronics, Inc.
91 Avenel Street
Avenel, NJ 07001

Web www.krfilters.com
Email sales@krfilters.com
Phone (732) 636-1900
Fax (732) 636-1982

KR Electronics 3185

Passband Amplitude & Group Delay (1 dB/div & 10 nsec/div)



Overall Response (10 dB/div)



KR Electronics, Inc.
91 Avenel Street
Avenel, NJ 07001

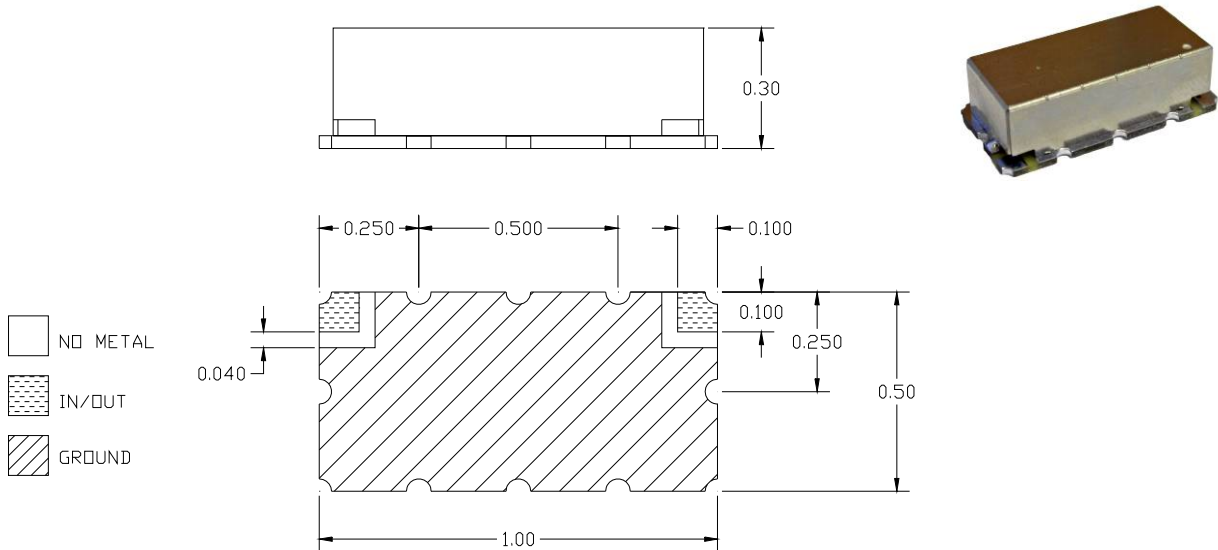
Web www.krfilters.com
Email sales@krfilters.com
Phone (732) 636-1900
Fax (732) 636-1982

KR Electronics 3185

Specifications

Parameter	Specification	Notes
Filter type	Bandpass	
Center Frequency	120 MHz	
Insertion Loss	1.5 dB max	0.75 dB typical
3 dB Bandwidth	75 MHz min	84 MHz typical
Rejection at 82.5 & 157.5 MHz	3 dB max	
Rejection at 60 & 215 MHz	40 dB min	> 50 dB typical
Rejection at 45 & 280 MHz	60 dB min	> 70 dB typical
Source and Load	50 Ω	

Physical Dimensions



Notes:

1. Surface mount package
2. Dimensions in inches
3. Max reflow temperature 230° C for 10 sec
4. If boards are cleaned after installation units must be completely dried