

General Description

KR Electronics part number 3097 is a 2.5 MHz bandpass filter. The filter has a minimum 3 dB bandwidth of 1.5 MHz and has a sharp transition to the stopband attaining over 60 dB at 1 MHz and 4 MHz. Other center frequencies and bandwidths are available. Please consult the factory.

Features

- 2.5 MHz Bandpass Filter
- 1.5 MHz min 3 dB Bandwidth
- Sharp Transition to the Stopband
- 60 dB min at 1 MHz & 4 MHz
- 50 Ω Source and Load
- PCB Mount
- Can also be supplied with connectors

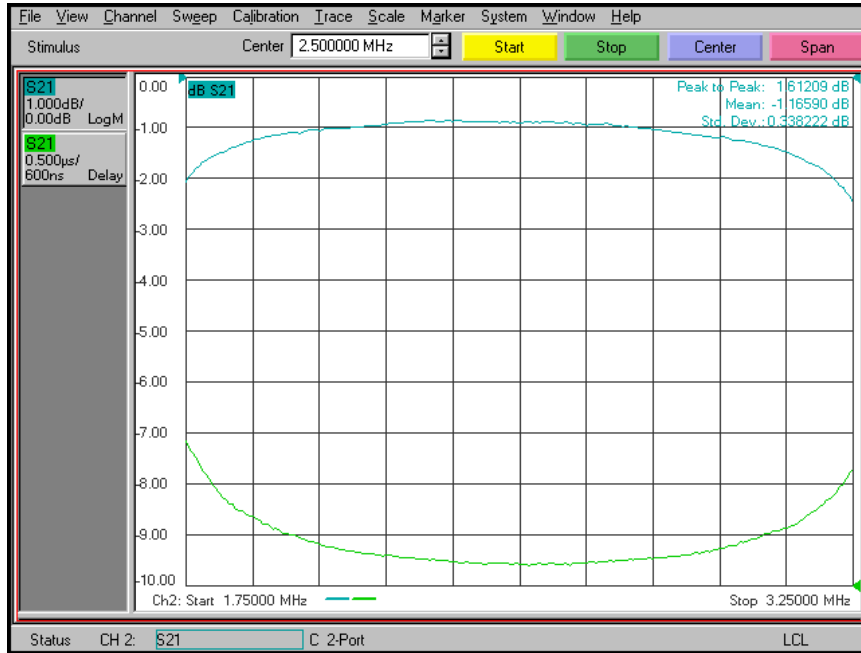
Typical Performance

Overall Response (10 dB/div)

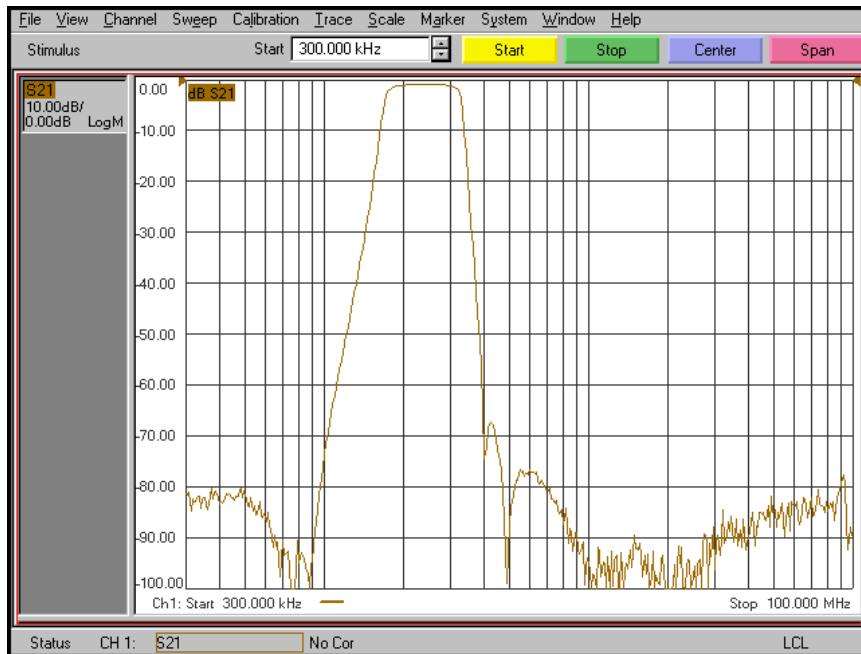


Typical Performance

Passband Amplitude & Group Delay
(1 dB/div & 500 nsec/div)



Overall Response
(10 dB/div)



KR Electronics, Inc.
91 Avenel Street
Avenel, NJ 07001

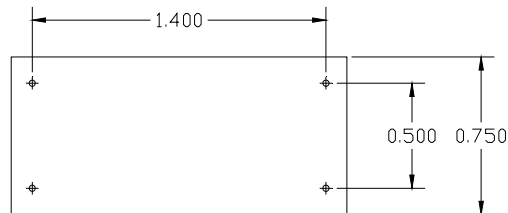
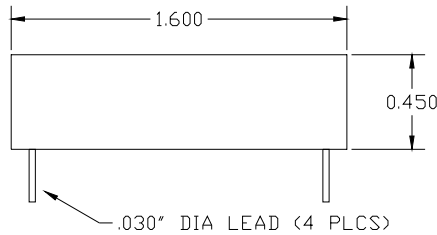
Web: www.krfilters.com
Email: sales@krfilters.com
Phone: (732) 636-1900
Fax: (732) 636-1982

KR Electronics 3097

Specifications

Parameter	Specification	Notes
Filter type	Bandpass	
Center Frequency	2.5 MHz	1 dB typical
Attenuation at 1 MHz	60 dB min	70 dB typical
Attenuation at 1.75 MHz	3 dB max	1.6 dB typical
Attenuation at 3.25 MHz	3 dB max	1.6 dB typical
Attenuation at 4 MHz	60 dB min	65 dB typical
Source and Load	50 Ω	

Physical Dimensions



Notes:

1. Dimensions in inches
2. Rectangular Epoxy case
3. Can also be supplied with connectors

KR Electronics, Inc.
91 Avenel Street
Avenel, NJ 07001

Web www.krfilters.com
Email sales@krfilters.com
Phone (732) 636-1900
Fax (732) 636-1982