

KR Electronics

General Description

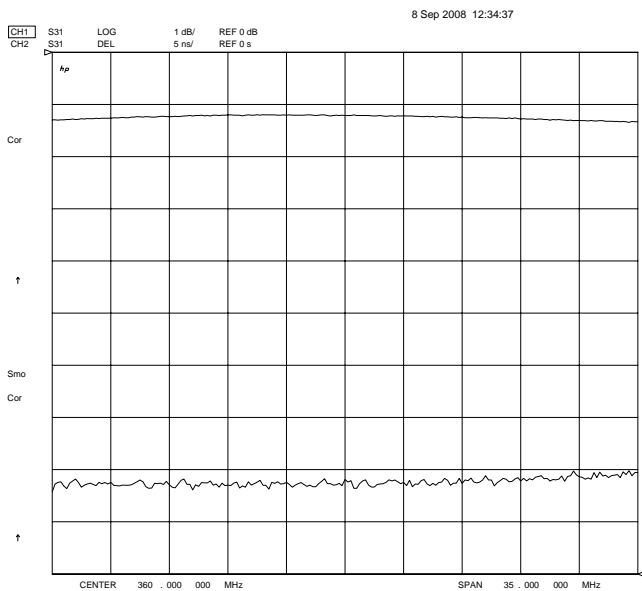
KR 2854 is a 360 MHz bandpass filter. The filter has a minimum 3 dB bandwidth of 35 MHz but is typically 95 MHz. Other center frequencies and bandwidths available. Please consult the factory.

Features

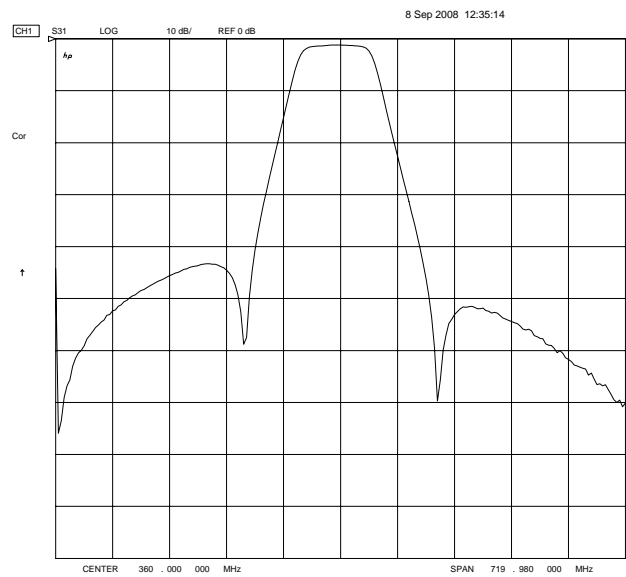
- Sharp Transition to Stopband
- >40 dB Stopband
- 50 Ω Source and Load
- Surface Mount

Typical Performance

Passband Amplitude & Group Delay
(1 dB/div & 5 nsec/div)



Overall Response
(10 dB/div)



KR Electronics, Inc.
91 Avenel Street
Avenel, NJ 07001

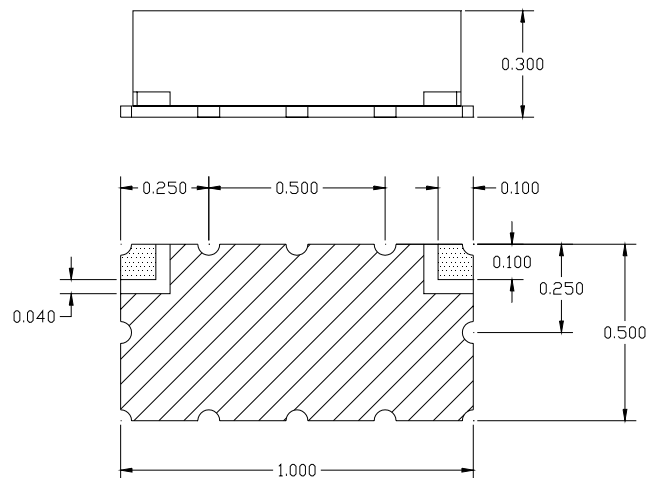
Web www.krfilters.com
Email sales@krfilters.com
Phone (732) 636-1900
Fax (732) 636-1982

KR 2854 Bandpass

Specifications

Parameter	Specification
Filter type	Bandpass
Center Frequency	360 MHz
Insertion Loss	< 1.5 dB
3 dB Bandwidth	> 35 MHz (>90 MHz typical)
Attenuation 245 MHz	> 40 dB
Attenuation 475 MHz	> 40 dB
Source and Load	50 Ω

Physical Dimensions



Notes:

1. Surface mount package — Metal cover, open frame
2. Dimensions in inches
3. Max reflow temperature 209° C for 10 sec
4. If boards are cleaned after installation, units must be completely dried