

KR Electronics

General Description

KR 2786-2 is a 90 MHz differential bandpass filter. The filter has a typical 3 dB bandwidth of 4.5 MHz and is designed for a balanced source and load impedance of 100 Ω. Other passband frequencies are available. Please consult the factory.

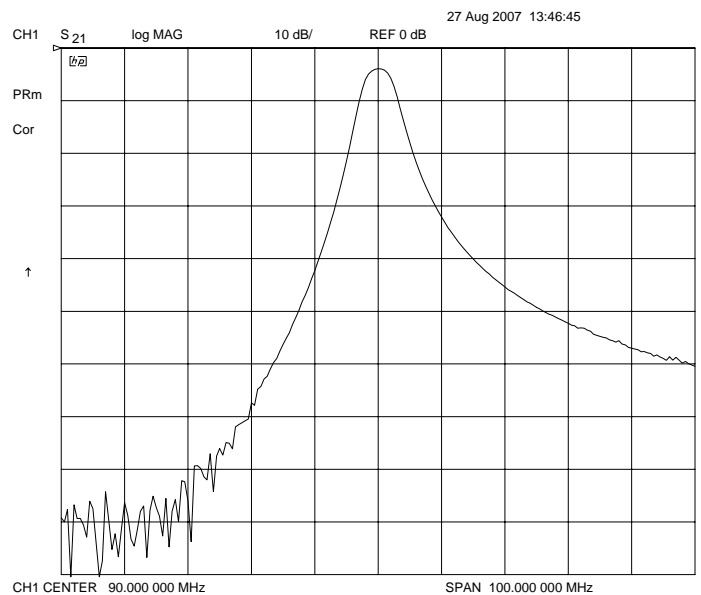
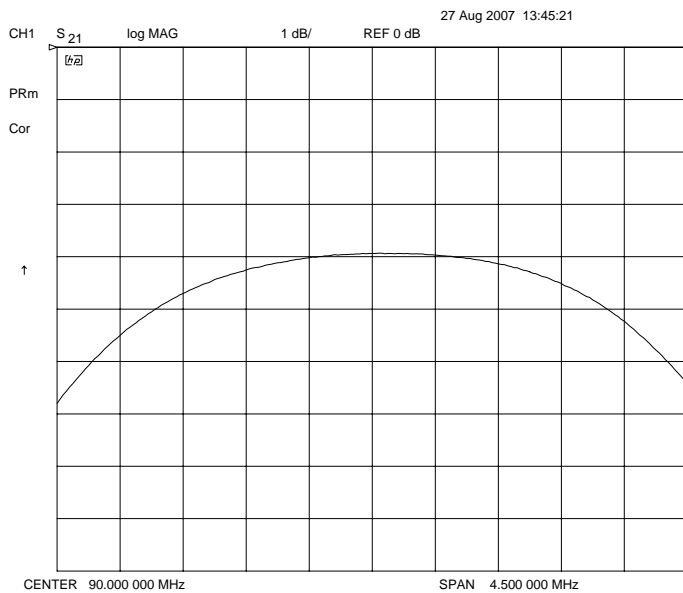
Features

- 90 MHz Center Frequency
- DIP Package
- 100 Ω Differential Source and Load

Typical Performance

Passband Amplitude
(1 dB/div)

Overall Response
(10 dB/div)



KR Electronics, Inc.
91 Avenel Street
Avenel, NJ 07001

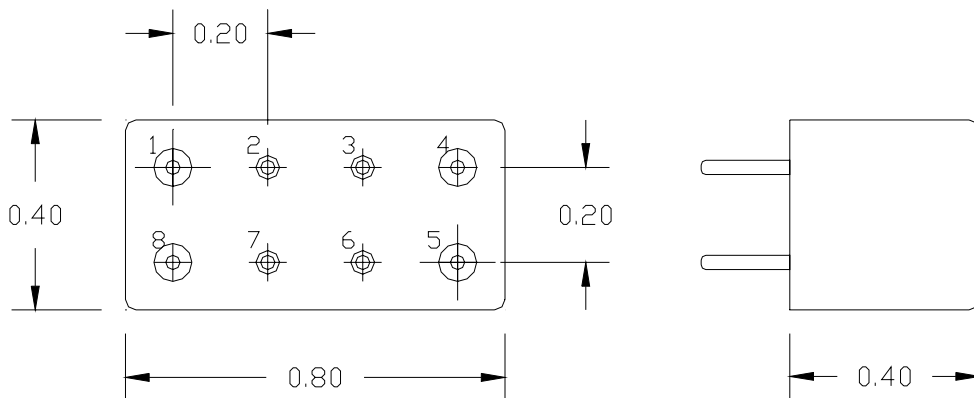
Web www.krfilters.com
Email sales@krfilters.com
Phone (732) 636-1900
Fax (732) 636-1982

KR Electronics 2786-2

Specifications

Parameter	Specification
Filter type	Bandpass
Center Frequency	90 MHz
Insertion Loss	4 dB typical
3 dB Bandwidth	4.5 MHz Typical
40 dB Bandwidth	29 MHz Typical
Source and Load	100 Ω Differential

Physical Dimensions



NOTES:

1. FILTER IS BI-DIRECTIONAL
2. ALL PINS ARE 0.030" DIA
3. DIMENSIONS ARE IN INCHES

- Pin 1—IN
Pin 8—IN
Pin 4—OUT
Pin 5—OUT

Connect all remaining pins to GND (also connected to Case)