

KR 2512 Lowpass Filter

General Description

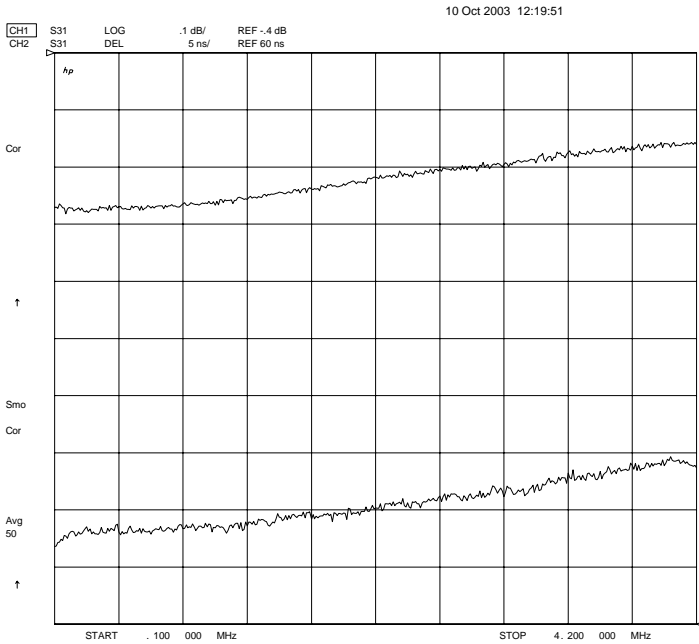
KR 2512 is a 4.2 MHz lowpass filter with Sin(x)/x compensation. Other passband frequencies are available. Please consult the factory.

Features

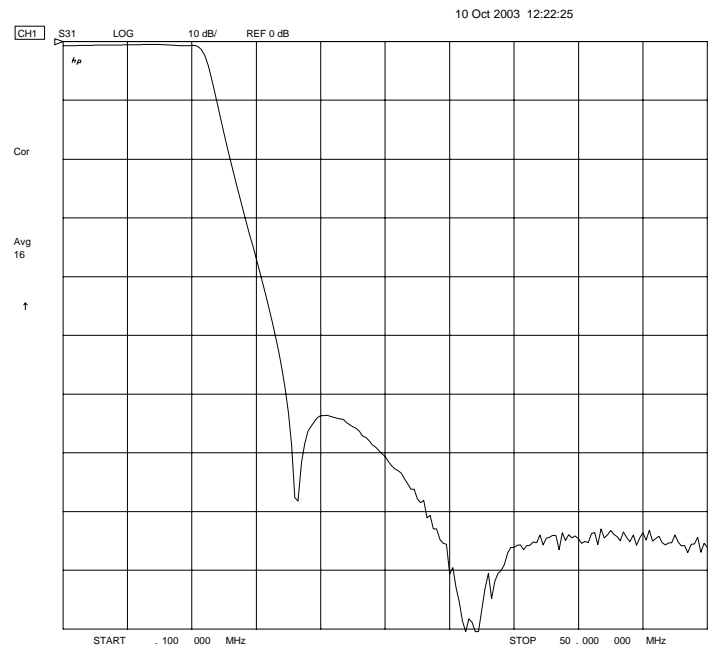
- Sin(x)/x compensation
- High stopband loss
- 75 Ω Source and Load

Typical Performance

Passband Amplitude & Group Delay
(0.1 dB/div and 5 nsec/div to 4.2 MHz)



Overall Response
(10 dB/div to 50 MHz)



KR Electronics, Inc.
91 Avenel Street
Avenel, NJ 07001

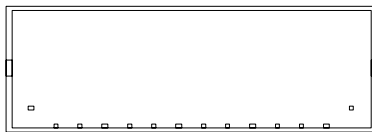
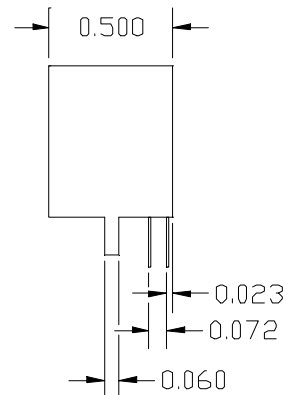
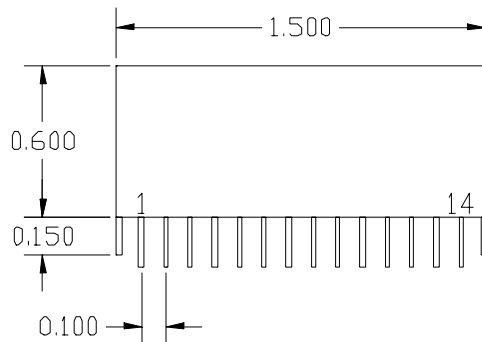
Web www.krfilters.com
Email sales@krfilters.com
Phone (732) 636-1900
Fax (732) 636-1982

KR 2512 Lowpass Filter

Specifications

Parameter	Specification
Filter type	Lowpass
End of Passband	4.2 MHz
Insertion Loss	< 0.5 dB
Effective Passband Ripple to 4.2 MHz	< 0.1 dB
Group Delay Deviation to 4.2 MHz	< 15 nsec
> 45 dB at	17 MHz
> 75 dB at	>30 MHz
Sin(x)/x Compensation	Yes
Sampling Frequency for Compensation	38.88 MHz
Source & Load	75 Ω

Physical Dimensions



NOTES:

1. TOLERANCE ± 0.010 "
2. PINS ARE 0.010 " \times 0.020 " (14 PLCS)
3. CASE TABS ARE 0.015 " \times 0.060 " (2 PLCS)
4. PIN 1 IS INPUT
5. PIN 14 IS OUTPUT
6. PIN 2 THRU 13 ARE GROUND
7. NOTE PIN 1 AND 14 ARE OFFSET