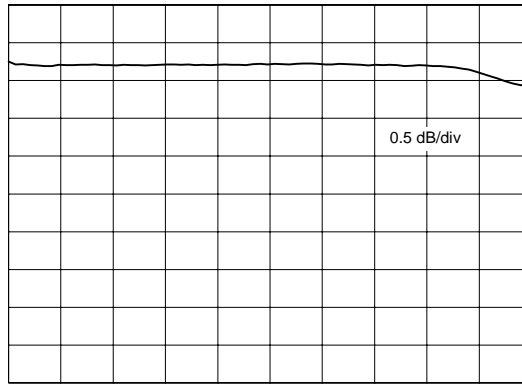


# Lowpass Filter

KR 2297-11

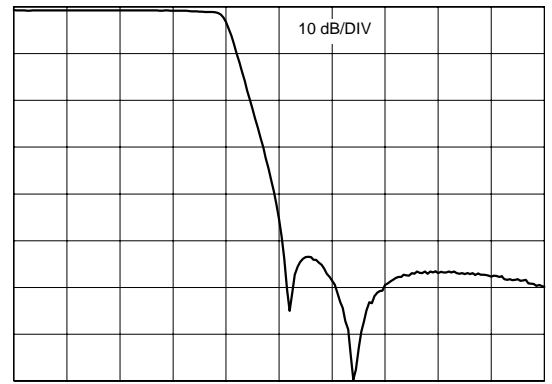
## Passband Amplitude



100 KHz

100 MHz

## Overall Amplitude



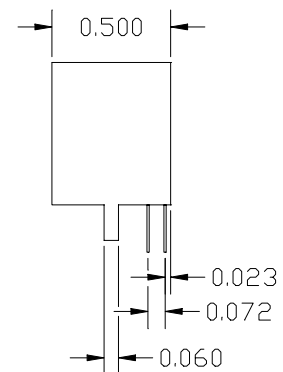
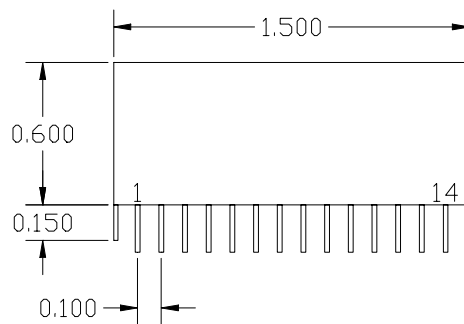
100 KHz

275 MHz

## Specifications

<b>KR Part Number</b>	<b>2297-11</b>
<b>Filter Type</b>	Lowpass
<b>Insertion Loss</b>	< 1 dB
<b>End of Passband ( .5 dB )</b>	100 MHz
<b>Passband Ripple</b>	< .5 dB p-p
<b>Start of Stopband</b>	140 MHz
<b>Stopband Attenuation</b>	> 45 dB
<b>Source and Load Impedance</b>	50 Ω

## Outline Drawing



### Notes:

1. Tolerance  $\pm 0.010$ "
2. Pins are  $0.01$ " x  $0.02$ " (14 plcs)
3. Case Tabs are  $0.018$ " x  $0.060$ " (2 plcs)
4. Pin 1 is INPUT
5. Pin 14 is Output
6. Pins 2 thru 13 are Ground
7. Note Pin 1 and 14 are Offset
8. Dimensions in inches

**KR Electronics**  
[www.krfilters.com](http://www.krfilters.com)  
 91 Avenel Street  
 Avenel, NJ 07001  
 732-636-1900

