

KR Electronics, Inc.

General Description

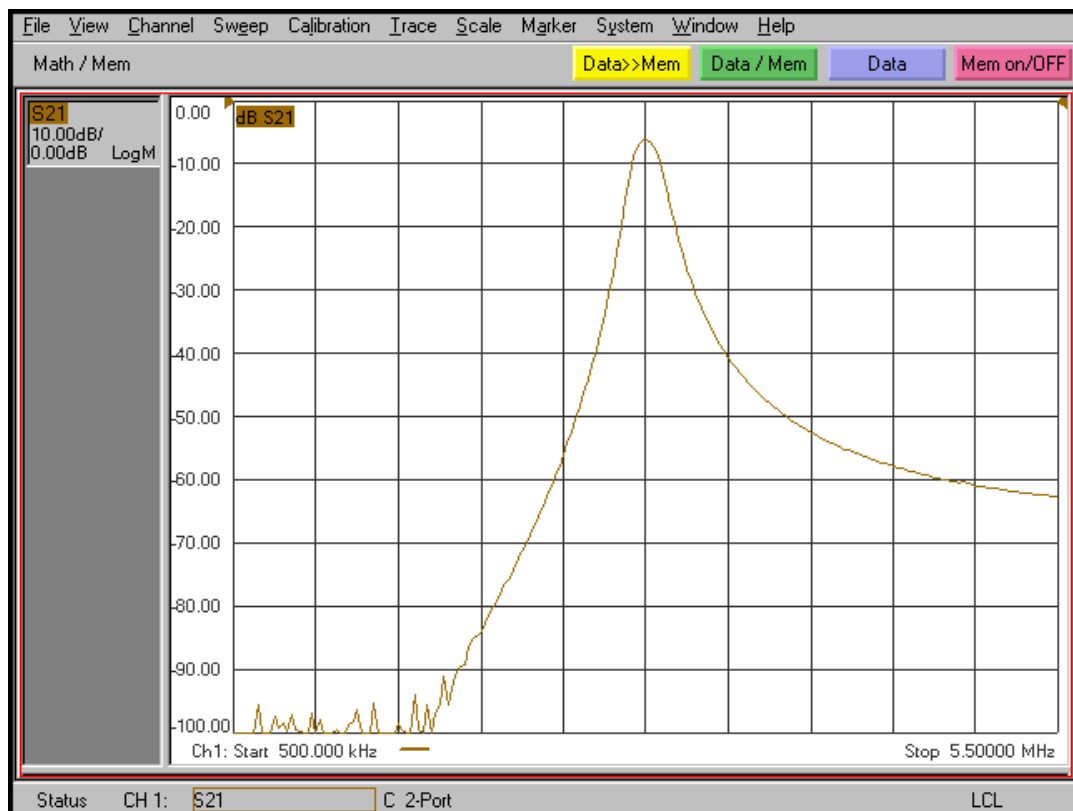
KR Electronics part number 2157-3-5-50 is a 3 MHz bandpass filter. The filter has a typical 3 dB bandwidth of 150 KHz. Other center frequencies and bandwidths available. Please consult the factory.

Features

- 3 MHz Center Frequency
- 3 dB Bandwidth, 150 KHz typical
- 50 Ω Source and Load
- DIP Package
- Surface Mount and SMA Available

Typical Performance

Overall Response (10 dB/div)



KR Electronics, Inc.
91 Avenel Street
Avenel, NJ 07001

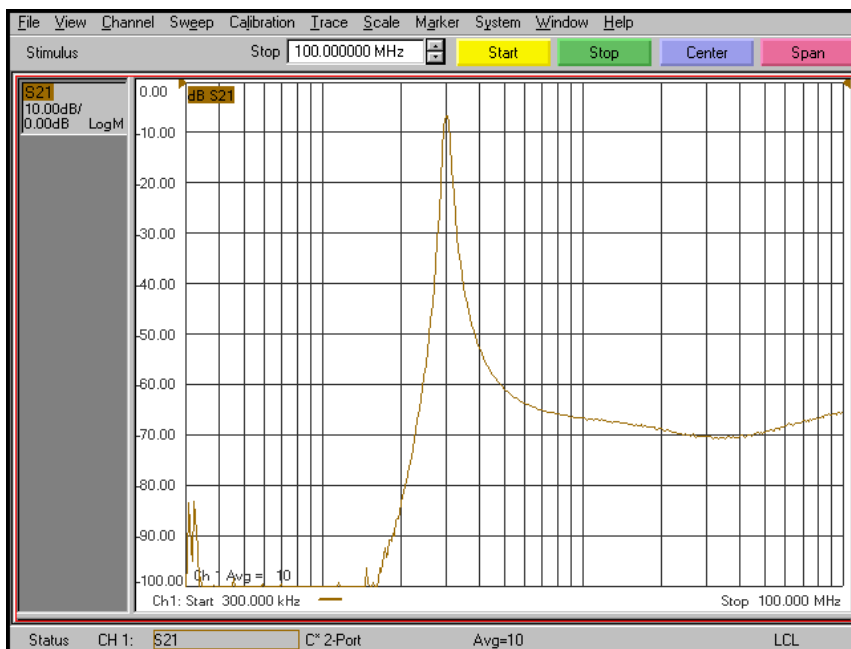
Web www.krfilters.com
Email sales@krfilters.com
Phone (732) 636-1900
Fax (732) 636-1982

Typical Performance

Passband Amplitude & Group Delay
(1 dB/div & 1 usec/div)



Overall Response
(10 dB/div)



KR Electronics, Inc.
91 Avenel Street
Avenel, NJ 07001

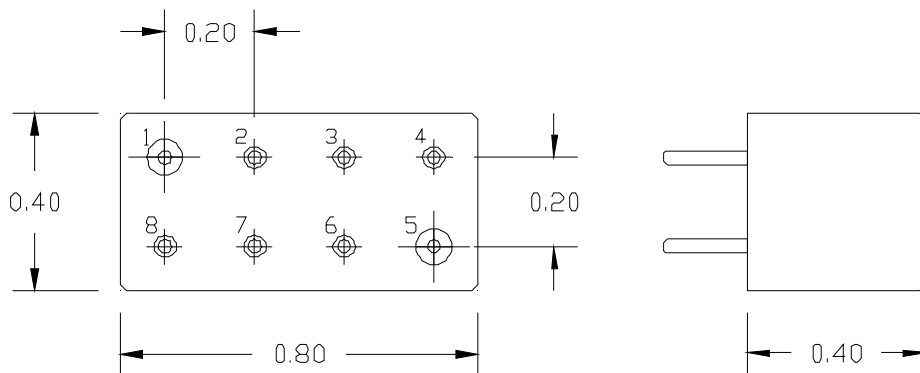
Web www.krfilters.com
Email sales@krfilters.com
Phone (732) 636-1900
Fax (732) 636-1982

KR Electronics 2157-3-5-50

Specifications

Parameter	Specification	
Filter type	Bandpass	
Center Frequency	3 MHz	
Insertion Loss	7.5 dB max	6 dB typical
1 dB Bandwidth	100 KHz typical	
3 dB Bandwidth	150 KHz \pm 10%	
20 dB Bandwidth	435 KHz typical	
40 dB Bandwidth	1.2 MHz max	1.05 MHz typical
Source and Load	50 Ω	

Physical Dimensions



Metal Case
Pin 1 is Input Pin 5 is Output
All other Pins are Ground
All leads .030" diameter
Dimensions inches

KR Electronics, Inc.
91 Avenel Street
Avenel, NJ 07001

Web www.krfilters.com
Email sales@krfilters.com
Phone (732) 636-1900
Fax (732) 636-1982